



One 12x12 Sheet to Create a Notecard Pouch



















VIDEO FOR NOTECARD HOLDER - https://youtu.be/m6ZW4tD_OVs

- Place your sheet of DSP on the Simply Scored Tool with the pattern you would like on the right of the pouch face down.
- Score at $1 \frac{7}{8}$, $5 \frac{3}{4}$, $6 \frac{1}{4}$ and $10 \frac{1}{8}$, rotate 90 degrees and score at $2 \frac{1}{2}$ and $8 \frac{1}{4}$
- Fold the two $1 \frac{7}{8}$ sections to the center, burnish and open again.
- Fold each corner up to the score line but do not go over the score line.
- Fold the $1 \frac{7}{8}$ sections to the center again, flip piece over and fold both score lines to the center.

- Tuck the large end corners into the small end or vice versa (whichever has the least puckering) to create the pouch
- Decorate the front, I used the 2 3/8 and 2 5/8 circles and the 3" scallop from the Layering Circles Dies.
- Stamp daffodil bouquet on the small circle cut from Vanilla and color lightly with the Flirty Flamingo, Old Olive and Petal Pink Stampin' Blends Markers. Add to the Flirty Flamingo circle.
- Adhere the black scallop to the front of the pouch, cut 24" of ribbon, wrap it around the pouch and tie it in a bow.
- Add the stamped layer with dimensionals at the top and bottom.
- Finish with a few Polished Dots.

Click on a Product to Order it in my store at www.shoppingwithbarb.com

			
Daffodil Daydream Bundle [157795]	Special Moments Photopolymer Stamp Set [158081]	Basic Black 8-1/2" X 11" Cardstock [121045]	Flirty Flamingo 8-1/2" X 11" Cardstock [141416]
			
Very Vanilla 8-1/2" X 11" Cardstock [101650]	Daffodil Afternoon 12" X 12" (30.5 X 30.5 Cm) Designer Series Paper [158127]	Very Vanilla Note Cards & Envelopes [144236]	Tuxedo Black Memento Ink Pad [132708]
			
Flirty Flamingo Stampin' Blends Combo Pack [154884]	Old Olive Stampin' Blends Combo Pack [154892]	Petal Pink Stampin' Blends Combo Pack [154893]	Pale Papaya & White 1/2" Woven Ribbon [155816]
			
Polished Dots [158134]	Clear Wink Of Stella Glitter Brush [141897]	Layering Circles Dies [151770]	Stampin' Dimensionals [104430]



Stampin' Seal

[152813]



Stampin' Cut & Emboss Machine

[149653]



Simply Scored

[122334]

[Add All to Cart](#)

[Click to View on YouTube](#)



Score Lines

